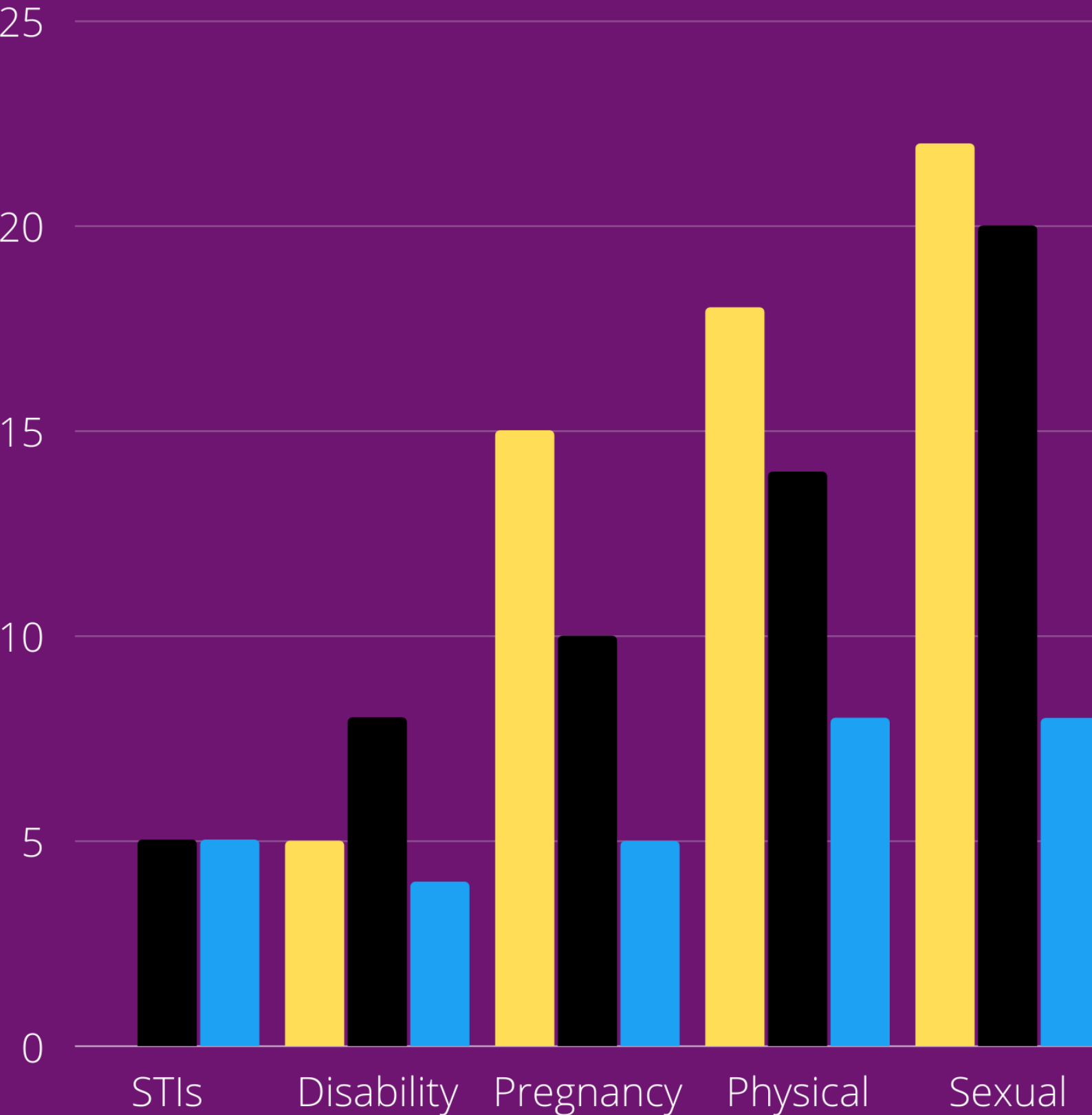




EMPOWERING COMMUNITIES TO END GENDER-BASED VIOLENCE

Rainbo Centre GBV Data - 2021



Contents

Executive Summary	3
Assault Distributions by District.....	5
Youngest & Oldest survivors of.....	5
Survivors by Gender	5
Comparative Reviews of 2020 and 2021 Survivor data.....	6
Sexual and Gender based Violence 2020- 2021.....	6
Dual assault case (Both physical and sexual)	6
Academic/homeworker & housewife Survivors.....	7
Disability	8
Gang Assault	8
Time of Sexual Assault	8
Comparative Monthly Sexual Assault Cases – 2020-2021	9
2021 Survivors Data	10

Executive Summary

2021 was exciting! Not only did we launch our Strategic Plan 2020-2024, but we also held a successful Get Involved! Walk with GBV Survivors Sponsored Walk during the 16 Days of Activism campaign against Gender-Based Violence to raise awareness about sexual violence and abuse in Sierra Leone.

We also honoured the contributions of three of our long-serving and dedicated Board Members who marked the end of their tenure with the board and welcomed new members to our Board of Directors.

More excitingly for us, more survivors of SGBV access justice and perpetrators were held to account for their actions including a 35-year-old teacher being sentenced to three years in prison for sexually penetrating his 17-year-old pupil.

From the data we're presenting, we observed that there has been deceased in reported cases to the Rainbo Centres, however, this does not in any way suggest that there is a change in behaviour of the people.

Meanwhile, we attribute this to the following factors:

- ✚ People are now aware of sexual abuse and violence in communities due to the ongoing awareness-raising in these communities by various partners including the media, CSOs and government
- ✚ The introduction of the Sexual Offences Model court that contributed to speedy trials of Sexual penetration cases resulted in a change.
- ✚ Some survivors are now confident and willing to share their stories in public.
- ✚ There has also been increased access to support services for survivors of SGBV across the country.

In conclusion, we observed that

- ✚ Perpetrators are committing dreadful crimes including the killing of their survivors because of a life sentence
- ✚ Perpetrators are getting younger example 7 years old boy sexually abused a 3-year-old baby girl and repeated the same when he is 12 years to a 5-year girl.
- ✚ There are no reformation programmes that focus on perpetrators while in prison or out in communities.
- ✚ Significant rise in anxiety level among survivors resulting to mental health conditions. There is a need for mental health interventions for survivors of SGBV
- ✚ Women and girls who experience one form of assault are more likely to experience other forms of gender-based violence as was noted in the dual assault against a survivor who was beating, her pants torn and the perpetrator inserting his fingers into the survivor's vagina.
- ✚ Physical violence against women and children increased exponentially during the Covid 19 period.
- ✚ Over the past couple of years, there has been a significant focus on SGBV in Sierra Leone with the government making it a priority to reduce it. However, we observed that 75% of the SGBV cases reported to Rainbo is child sexual abuse with less adult reporting.

There are various reasons for this including the stigma associated with adults reporting sexual abuse to report the police or service providers. The data suggests that there is a substantial problem about child sexual abuse (CSA) and the risk of conflicting SGBV and CSA to the detriment of both adult and child survivors.

We believe that through the collective efforts of government, civil society organisations, the media and the business sector working together, we can broaden the impact of the campaign to tackle a wide range of issues affecting women and girls in Sierra Leone including sexual violence/rape, early marriage, teenage pregnancy, health, education etc. The high-level committee of the Government and spotlight on these issues has given us confidence and inspired us as an organisation to overcome some of the long outstanding barriers in the fight against SGBV in Sierra Leone. This has created a demand for our services and reassured survivors to report sexual abuses cases to FSU and other service providers.

We would like to thank our partners and donors including the Government of Sierra Leone, Irish Aid, European Union Delegation to Sierra Leone, Comic Relief, Trocaire and UNFPA for their financial support to Rainbo. Rainbo Initiative is committed to continuing working with survivors in 2022 and to expanding our services to two new districts.

Thank you.

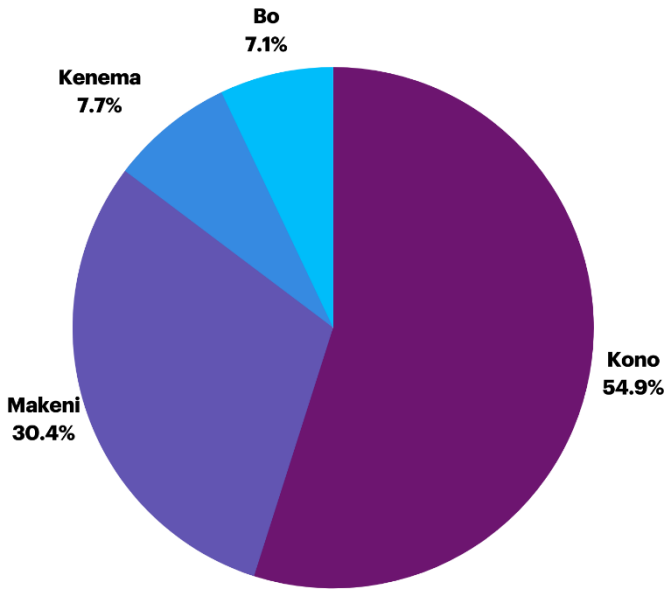


Daniel Kettor,
Executive Director.

Assault Distributions by District

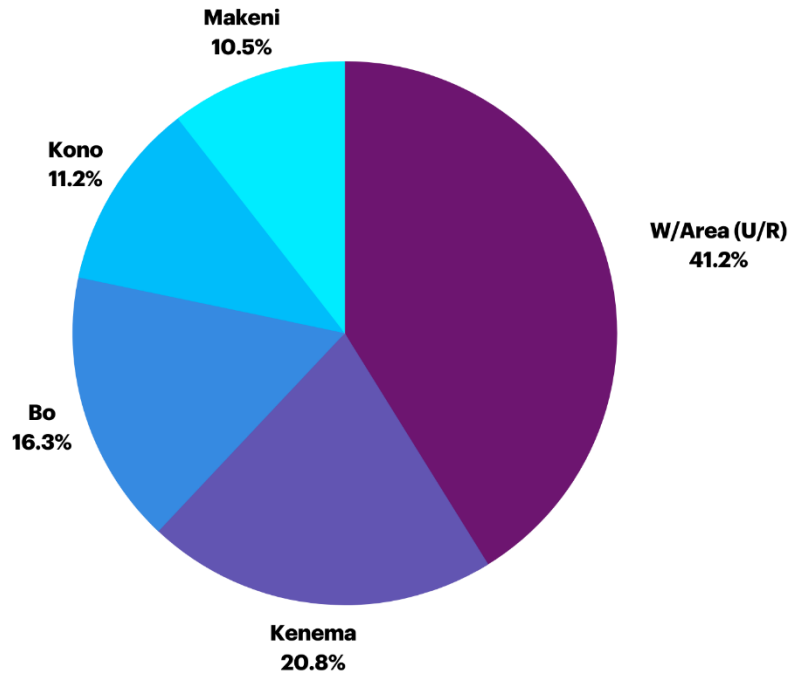
Physical Assault

District	Physical Assault	% by District
Kono	179	54.9
Makeni	99	30.4
Kenema	25	7.7
Bo	23	7.1
Total	326	100



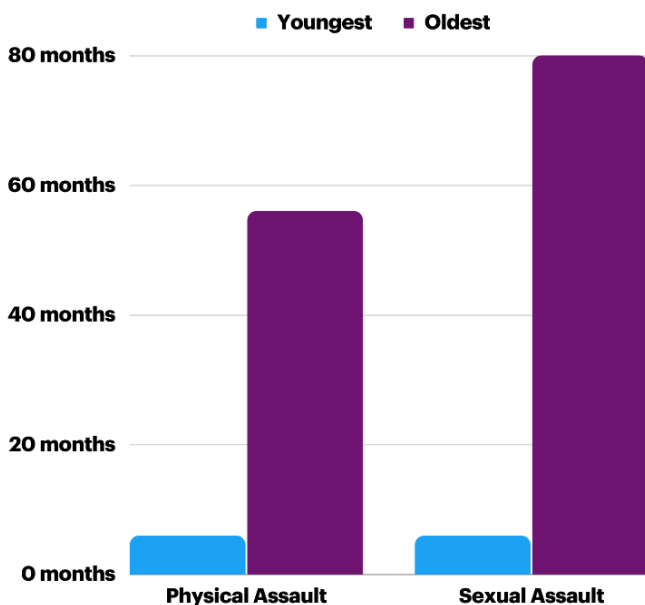
Sexual Assault

District	Sexual Assault	% by District
Western Area(U/R)	1,221	41.2
Kenema	618	20.8
Bo	483	16.3
Kono	332	11.2
Makeni	312	10.5
Total	2,966	100




Youngest & Oldest survivors of Sexual and Physical assaults

Assault Description	Youngest	Oldest
Sexual assault	6 months	80 years
Physical Assault	6 months	56 years



Survivors by Gender

Male Survivors	Female Survivors	Total
23	3269	3,292



Comparative Reviews of 2020 and 2021 Survivor data

Sexual and Gender based Violence 2020- 2021

Description	2020	2021	Difference	% Difference (Increase/decrease)	Remark
Sexual assault cases	3,339	2,966	373	7.2	decrease
Physical assault cases	209	326	- 117	56.0	Increase
Referrals from FSU	3,189	2,960	229	7.2	decrease
Referrals from Communities	330	321	9	2.7	decrease
Referrals to other Service Providers	240	741	- 501	208.8	Increase
Cases committed to High Court	132	191	- 59	44.7	Increase
Successful prosecutions	123	37	86	69.9	decrease
# of pregnancy cases	559	537	22	3.9	decrease
# of Female survivors	3,528	3,269	259	7.3	decrease
# of male survivors	20	23	- 3	15.0	increase

From 2020 to 2021:

- The scale of sexual assault has decreased by 7.2%
- The scale of physical assault in the communities has increased by 56.0%
- Referrals of survivors by the FSU decreased by 7.2%
- Referrals of survivors by community people decreased by 2.7%
- Rainbo referrals of survivor cases to other Service Providers increased by 208.8%
- Survivor cases submitted to High Court increased by 44.7%
- Successful prosecution of survivor cases decreased by 69.9%
- Pregnancies among survivors decreased by 3.9%
- The number of female survivors decreased by 7.3% while male survivors increased by 15%.

Dual assault case (Both physical and sexual)

Between these two years, we saw 1 case of both physical and sexual assault in which case, the perpetrator physically beat the woman, tore her pants and inserted his fingers (digital penetration) into the woman's vagina while community people watched although he was later arrested and case charged to court.

Academic/homeworker & housewife Survivors

Academic status/Home	2020	2021	Difference	% Difference (Increase/decrease)	Remark
Kindergarten/Nursery	77	57	20	26.0	decrease
Primary school	1,308	1,127	181	13.8	decrease
JSS	1,340	1,099	241	18.0	decrease
SSS	381	456	- 75	19.7	increase
University/Vocational	29	37	- 8	27.6	increase
Teacher	0	1	- 1		increase
Home worker	3	36	- 33	1,100.0	increase
Housewife	6	17	- 11	183.3	increase

On the academic status of survivors within these two years 2020 to 2021

We saw:

- 26.0% **decrease** in survivors who were at Kindergarten/Nursery stage in school
- 13.8% **decrease** in survivors who were at Primary school stage at school
- 18.0% **decrease** in the number of survivors at JSS
- 19.7% **increase** in survivors at Senior Secondary School stage
- 27.6% **increase** in survivors attending University/Vocational institutions
- 1 Teacher survivor
- 1,100.0% **increase** in the number of survivors who are Homeworkers
- 183.3% **increase** in survivors who are Housewives

Disability

Physical status of survivors	2020	2021	Difference	% Difference (Increase/decrease)	Remark
Disable	30	41	- 11	36.7	increase
Normal	3518	3251	267	7.6	decrease

We saw:

36.7% increase in survivors from 2020 to 2021

7.6% decrease in the number of survivors who are normal

Gang Assault

Gang Assault	2020	2021	Difference	% Difference (Increase/decrease)	Remark
More than 1 perpetrator	149	124	25	16.8	decrease
Unknown number of perpetrators	12	9	3	25.0	decrease

We saw:

16.8% decrease in the number of gang assaults against survivors of sexual assault

25.0% decrease in the number of unknown perpetrators of sexual assault

Time of Sexual Assault

Time of Sexual Assault	2020	2021	Difference	% Difference (Increase/decrease)	Remark
Morning	328	294	34	10.4	decrease
Afternoon	1,185	1,084	101	8.5	decrease
Night	303	279	24	7.9	decrease
Evening	1,494	1,288	206	13.8	decrease
Unknown	28	12	16	57.1	decrease

Note:

- We saw an overall decrease in the time of sexual assault from 2020 to 2021.
- According to the table above, most of the sexual assault happens in the evening followed closely by afternoon time
- The more sexual assault happened in 2020 than in 2021.

Comparative Monthly Sexual Assault Cases – 2020-2021

Month	2020	2021	Difference	% Difference (Increase/decrease)	Remark
Jan	268	262	6	2.2	decrease
Feb	259	209	50	19.3	decrease
Mar	302	261	41	13.6	decrease
Apr	207	240	- 33	15.9	increase
May	236	285	- 49	20.8	increase
Jun	356	265	91	25.6	decrease
Jul	303	264	39	12.9	decrease
Aug	314	231	83	26.4	decrease
Sep	289	232	57	19.7	decrease
Oct	259	204	55	21.2	decrease
Nov	296	282	14	4.7	decrease
Dec	250	231	19	7.6	decrease

- In 2021, sexual assault cases are the highest in **May** with a **20.8%** increase in the cases from 2020 to 2021.
- In 2020, the highest sexual assault cases were in Sept and November.
- It was only in **April and May** that we noted a % increase of **15.9%** and **20.8%** respectively between 2020 and 2021. In **all other 10 months** for both 2020 and 2021, there was a % decrease in sexual assault cases.
- For both years the **highest % decrease** was in August with **26.4%**.

2021 Survivors Data

Indicator	Jan	Feb	Mar	Apr	May	June	July	Aug	Sept	Oct	Nov	Dec	Archived at Rainbo Five Centres	Total
SGBV, associated issues and referrals														
# of sexual assault cases	262	209	261	240	285	265	264	231	232	204	282	231	2,966	3,292
# of physical assault cases	27	17	23	31	35	36	25	20	22	28	27	35	326	
# of pregnancy cases	53	37	40	37	42	33	46	41	55	54	54	45	537	
# of HIV/AIDs cases	1	1	3	3	2	1	2	3	0	0	1	1	18	
# of other STIs	213	166	201	188	224	214	199	182	168	167	233	196	2,351	
# of referrals from FSU	252	196	255	242	287	267	255	220	232	216	283	255	2,960	
# of referrals from community	36	30	28	29	32	34	33	31	20	15	22	11	321	
# of referrals from partner	1	0	1	0	1	0	1	0	2	1	4	0	11	
# of referrals to other service providers	59	36	45	44	75	64	71	77	71	56	72	71	741	
# of follow up home visitation	5	10	12	23	28	12	11	8	19	21	24	27	200	
# of follow up treatment	99	37	123	88	67	94	110	81	66	30	78	96	969	
# of Female survivors	286	225	284	269	318	297	287	251	254	228	306	264	3269	

Indicator	Jan	Feb	Mar	Apr	May	June	July	Aug	Sept	Oct	Nov	Dec	Archived at Rainbo Five Centres	Total
# of male survivors	3	1	0	2	2	4	2	0	0	4	3	2	23	
Total Cases that access Justice														
# of Cases with First time magistrate Court Appearance	0	6	7	11	8	7	18	7	8	8	4	5	89	280
# Of cases Committed To High Court	0	4	4	18	4	26	43	76	8	2	6	0	191	
# of cases successfully prosecuted	0	0	0	0	0	1	2	28	4	1	1	0	37	

NOTE: The data shared above is only for reporting cases, and is in no way representative of the total incidences of SGBV in Sierra Leone. The indicator reporting and associated statistics are generated exclusively by Rainbo Initiative. Rainbo uses its system for data collection in the execution of its response and prevention activities in five (5) Rainbo Centres across Sierra Leone and with the consent of its survivors. Data shared should not be used to follow up on survivors or shared outside irresponsibly.